



# META REMODELING AWARDS PORTAL NAVIGATION GUIDE

# Tips for Entering Remodeling Awards Programs For A Win and How To Use Market Your Award-Winning Project(s)

## Why Should I Enter Awards Programs?

- **Feedback:** Receive constructive feedback from impartial judges from the industry professionals.
- **Branding:** Contributes to branding your company locally. Market your business using awards photos and other collateral.
- **Public Recognition:** Provides an opportunity for company and project team to gain public recognition. Sets you apart from the competition. Gives homeowners confidence when they see that you are an Award Winner.
- **Teamwork:** opportunity to work with and give recognition to other NARI members (vendors & other professionals) outside of your company. Enhances company culture, empowering the team and building synergy.

# Tips for Entering Remodeling Awards Programs For A Win and How To Use Market Your Award-Winning Project(s)

## How to Choose the Right Project – Invest To Win!

- **Start every project as though it will be an award winner.**
- **Look for a Unique design.** Look for something that makes this project stand out from all others!
- Explain obstacles overcame: **This is a BIG part of a winning entry.** Photograph during the project to document obstacles and how you handled them.



# Tips for Entering Remodeling Awards Programs For A Win and How To Use Market Your Award-Winning Project(s)

## Tips for Award Competition Photography



- **Hire A Professional Photographer!**
- **If DIY: Getting the Best from Digital:**
  - Use high-quality equipment.
- **Photos:**
  - Ensure photos are in focus, high resolution, and true to color.
  - Take Before and After shots from the same angle whenever possible.
- **Stage Your Projects:** If you don't know how to stage, hire someone who does.
  - Obtain the owner's permission to move furnishings around.
  - Bring your own staging "props" if necessary (flowers, wine, etc.).
  - Leave a thank-you gift for the owner.

# Tips for Entering Remodeling Awards Programs For A Win and How To Use Market Your Award-Winning Project(s)

## Best Practices for Preparing Your Entry

- **Read the Directions:** Obtain program information, rules, and regulations early; read thoroughly. Highlight and checklist areas of special importance.
- **Organization:** Create a filing system to access projects/photos easily for each use.
- **Project Statement:** Write only what the judges are looking for and what your photos show.
- **Client's Needs:** Describe how the project meets the client's needs. *See page 4 of the criteria document listing what the judges will score entries on*

# Tips for Entering Remodeling Awards Programs For A Win and How To Use Market Your Award-Winning Project(s)

## Steps After Winning

- **Use photos for marketing your company** (portfolio, website, newsletter, etc.)
- **Submit the project to other awards contests** – NARI National's Remodeler of the Year [RotYs] Regional Awards, Chrysalis, ASID, NKBA, and many trade magazines and manufacturers have competitions.
- **Write articles** for magazines and supply photos of the project.

**STEP 1:**  
From the top navigation menu, click the **Meta & Showcase Rules & Form** page

Search 

# 2025 META REMODELING AWARDS & SHOWCASE MARKETING AWARDS

- [Meta & Showcase Awards Rules & Form](#)
- [2024 Awards Winning Categories](#)
- [2024 Showcase Marketing Awards](#)
- [2023 Awards Winning Categories](#)
- [2023 Showcase Marketing Awards](#)

## ARE YOU READY TO MAKE YOUR REMODELING PROJECT(S) AWARD-WINNING? LET'S SEE THOSE NARI MEMBER TEAM PROJECTS TO SHOW THE BEST IN NARI TEAMWORK COLLABORATIONS!

Silicon Valley NARI members are invited to enter the prestigious [Meta Remodeling Awards](#) to find recognition of their achievements. The Meta Awards got their name from the word "metamorphosis", signifying the transformation process and beautiful results that can be accomplished through a remodeling project. Companies from one-person shops to the largest remodeling firms report that winning this award is a major factor in enhancing their image within the industry as well as with the buying public. Winning awards also helps with marketing your business and projects as "award-winning" and teambuilding among NARI members.

NARI Silicon Valley members are also invited to enter the [Showcase Marketing Awards](#) to gain recognition of their achievements with their creative

---

**1. BE PREPARED WITH YOUR NATIONAL LOGIN ID (EMAIL ON MEMBER PROFILE) AND PASSWORD**

**NARI National has moved to a new membership database.** Enter your **new** Login ID (member profile email) and NARI National password. Visit the Login Setup Page [Here](#). Any questions or issue? email [info@nari.org](mailto:info@nari.org) or call them at [847-298-9200](tel:847-298-9200).

---

**STEP 2:**

If not done so already, **reset** your new password at NARI National.  
**DON'T DELAY!**

**META & SHOWCASE AWARDS RULES & FORMS**

**STEP 3:**  
**Click** here when ready to get to the new awards portal.

**[IN PROCESS] CLICK HERE FOR THE META REMODELING ENTRY PORTAL**

**CLICK HERE FOR THE SHOWCASE MARKETING ENTRY PORTAL**

How Do I Navigate The New Awards Submissions Portal? See the [PORTAL NAVIGATION GUIDE](#)

# META & SHOWCASE ENTRY REQUIREMENTS

**Meta Remodeling Awards.**

Includes Annual Sponsor Complimentary Submissions Benefit

**Eligibility Criteria & Entry Fees.**

click here to download

2024 Gold Team Winners Residential Bath \$40,000 to \$70,000 Symmetry Designs with Bulhouse Tile

NARI Remodeling Your Right

**Showcase Marketing Awards.**

**Eligibility Criteria & Entry Fees.**

click here to download

2024 Platinum Winner Company Vehicles Marketing Harle Design + Build Kitchen | Bath

NARI Remodeling Your Right

**Meta & Showcase Joint Issue.**

**Participation Credits Requirements.**

click here to download

2024 Platinum Team Winners Residential Kitchen Over \$200,000 Signature Kitchen & Bath Design with Bennett Design Company

NARI Remodeling Your Right

**Meta Remodeling Awards.**

2025 Regional & 2024 Gold Team Winners Residential Interior Over \$500,000 Harrell Design + Build with The Tile and Grout King, Brian Thompson Drywall & Signature Kitchen & Bath Design

**2025 Meta Entry Categories**

NARI Remodeling Your Right

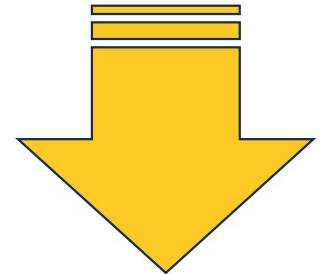
**Meta Remodeling Awards.**

2024 Gold Winner Entire House Over \$1,000,000 M. Designs Architects

**Meta Frequently Asked**

NARI Remodeling Your Right

**STEP 4:**  
Scroll down the Meta Awards page & **click** on the magazine covers for forms, information & deadlines



Register / Log in

**STEP 5a: Click here to login to the awards portal**

< Back



### NARI Meta Remodeling Awards

#### About

LET'S GET STARTED WITH YOUR REMODELING PROJECT(S)! LET'S ALSO SEE THOSE NARI MEMBER TEAM PROJECTS TO SHOW THE BEST IN NARI TEAMWORK COLLABORATIONS!

Silicon Valley NARI members are invited to enter the prestigious Meta Remodeling Awards to find recognition of their achievements. The Meta Remodeling Awards got their name from the word "metamorphosis", signifying the transformation process and beautiful results that can be accomplished through a remodeling project. Companies from one-person shops to the largest remodeling firms report that winning this award is a major factor in enhancing their image within the industry as well as with the buying public. Winning awards also helps with marketing your business and projects as "award-winning" and teambuilding among NARI members.

[Do You Have Your National Login ID \(Email On Member Profile\) And Password Ready?](#)

If you cannot remember your password you can 1) click lost password, and will receive an email with a link to enter a new password or 2) if your email is not in National's database, email [membership@nari.org](mailto:membership@nari.org) or call them at [847-298-9200](tel:847-298-9200) to be added to the system.

[Have You Read Through The Rules, Criteria, and Fees Document?](#)

[Have You Read Through The Frequent Asked Questions?](#)

[Have You Read the Judges' Reference Document That Shows How They Score Projects?](#)

[Does Your Company & Any Team Member \(of another company\) Each Have At Least 3 Participation Credits? \(period: October 1 2024-August 31 2025\)](#)

[Do You Know The 2025 Submission Dea](#)

#### Key details

Status	Accepting submissions
Deadline	September 13, 2025
Time zone	PDT-07:00 America, Los Angeles

Register

Login

**STEP 5b: OR Click here to login to the awards portal**

[Direct Link to Submission Form](#)

[Display link](#)

Description

## LET'S GET STARTED WITH YOUR REMODELING PROJECT(S)! LET'S ALSO SEE THOSE NARI MEMBER TEAM PROJECTS TO SHOW THE BEST IN NARI TEAMWORK COLLABORATIONS!

Silicon Valley NARI members are invited to enter the prestigious Meta Remodeling Awards to find recognition of their achievements. The Meta Remodeling Awards got their name from the word "metamorphosis", signifying the transformation process and beautiful results that can be accomplished through a remodeling project. Companies from one-person shops to the largest remodeling firms report that winning this award is a major factor in enhancing their image within the industry as well as with the buying public. Winning awards also helps with marketing your business and projects as "award-winning" and teambuilding among NARI members.

**Do You Have Your National Login ID (Email On Member Profile) And Password Ready?**

**NARI National has moved to a new membership database.** Enter your new Login ID (member profile email) and NARI National password. Visit the Login Setup Page [Here](#).

1. [Have You Read Through The Rules, Criteria, and Fees Document?](#)
2. [Have You Read Through The Frequent Asked Questions?](#)
3. [Have You Read the Judges' Reference Document That Shows How They Score Projects?](#)
4. [Does Your Company & Any Team Member \(of another company\) Each Have At Least 3 Participation Credits? \(period: October 1 2023-August 31 2024\)](#)
5. [Do You Know The 2024 Submission Deadline?](#)

Submit

[+ Create New Submission](#)

**STEP 6:**  
**Click this button to start  
new a new entry**

Co-Author

Tonia Forbus (Chapter Executive Director)

Primary Author

Add Co-Author

**STEP 7:**  
Primary author should default to your name as the project lead. [Note: Co-Author addition is optional]

Section 1  
Introduction

**NARI Awards Program Rules**

**NARI Remodeler of the Year Awards Program Rules**

**General**

Only NARI members in good standing are eligible to participate.

Only entries that have never been submitted in prior year NARI National Remodeler of the Year (RotY) awards contests are eligible.


The project finish date range varies by program. Refer to the chapter or National awards program homepage. The National program project finish date range is December 1, 2022, through November 30, 2024.

The entrant company needs to be a NARI member that had complete oversight and supervisory responsibilities for the work completed (not applicable for the Architectural Design category the specialty category too).

Other NARI member companies that worked on the project may be included as Team Members. There is an additional fee for each Team Member. Team members may be included in the entry at the National level and if offered at the chapter level.

**STEP 8:**  
**Scroll** through the ***Program Rules Entrant Agreement***  
[see note\*]

**\*NOTE:** This rules doc is largely providing information to any members who want to take their award-winning project beyond the chapter to NARI National's Awards Program for regional and national recognition.





Status:  
4% Completed



## **NARI Awards Program Rules**

### **NARI Remodeler of the Year Awards Program Rules**

#### **General**

Only NARI members in good standing are eligible to participate.

Only entries that have never been submitted in prior year NARI National Remodeler of the Year (RotY) awards contests are eligible.

The project finish date range varies by program. Refer to the chapter or National awards program homepage. The National program project finish date range is December 1, 2022, through November 30, 2024.

The entrant company needs to be a NARI member that had complete oversight and supervisory responsibilities for the work completed (not applicable for the Architectural Design category the specialty category too).

Other NARI member companies that worked on the project may be included as Team Members. There is an additional fee for each Team Member. Team members may be included in the entry at the National level and if offered at the chapter level.

The Judges reserve the right to disqualify, adjust the category, or deduct points from any entry that does not follow these rules and guidelines, without prior notice.

All fees are nonrefundable, non-transferable, and cannot be carried over to subsequent years.

All projects entered into the Remodeler of the Year program must be an improvement or addition to an existing structure. Entries for new structures will not be accepted except where specifically noted in the category description.

Do you agree with the Entrant Agreement?

I agree to the above rules

Required

Next

Page 1 of 5

### **STEP 9:**

**Click you agree to the rules & then  
click *Next button***

**STEP 10:**  
The portal will default most of your contact info & you will need to enter any required fields.

Section 2  
**Organization Contact Information**

Contact First Name  
Tonia

Contact Last Name  
Forbus

Contact Email Address  
info@narisv.org

Member Company Name

Member Company Street Address

Line 2

City

Country

State / Province

Zip / Postal Code

Member Company Phone  
  
Required

**STEP 11:**

**Scroll** dropdown menu to choose project category

**STEP 12:**

Enter your social media accounts URLs *[enter N/A if no accounts exists or would not like to share]* & then **click** **Next** button *[or Back if need to make edits]*

Choose category and price range (If applicable)

Residential Kitchen \$50,000 to \$100,000 | v

Required

### Social Media

Facebook

<https://www.facebook.com/NARI.of.Silicon.Valley>

X

N/A

Instagram

<https://www.instagram.com/narisiliconvalley/>

LinkedIn

<https://www.linkedin.com/company/national-association-of-the-remodeling-industry-silicon-valley-chapter/mycompany/>

Pinterest

N/A

HOUZZ

<https://www.houzz.com/pro/narisiliconvalley/nari-silicon-valley-chapter>

Back Next

Page 2 of 5

**STEP 13:**  
Enter the project address in the required fields, project cost, and finish date *[Note: can enter a date manually or use the Date Picker (by clicking on the [?])]*

**Project Information**

**Project Street**  
12345 Main Street  
Required

**Project City**  
San Jose  
Required

**Project State**  
California  
Required

**Project Cost (Numbers Only)** - Cost is defined as contract price, all extras, change orders, fees for all professional services (including, but not limited to, design work, architectural and engineering services, etc.), permit and application fees, and the fair market value of materials and products that were purchased, sweat-equity and in-kind services provided, and/or any subcontract work. The cost of all homeowner provided products, services, third-party professional services, or labor should be included in this cost. All markups and profit should be included in the cost provided. For member-owned projects, costs should include normal markups as if the project was contracted to an outside client.  
\$100,000  
Required

**Project Finish Date** - Project finish date ranges vary by awards program. Check the home page for complete details.  
Aug 1, 2024  
Required

**Provide a 100-word-**

**Date Picker**  
Pick a date by navigating back and forth and clicking on the date of choice. You can also directly enter the date using your keyboard - Simply type the date in the format 'MMM D, YYYY', e.g. Apr 4, 1985. See below:

**Application** Status: **25% Completed**  
Graduation date

**STEP 14:**

**Continue** entering the Project Information requested with the 100 word max **Project Summary** field *[note: summary should match what you have on your Meta Project Entry Sheet]*

**STEP 15:**

**Upload** the **completed and signed** Photographer's Release Form **&** Client Contractor Agreement Form requested. *[Note: If you did not download the blank forms from the Meta Awards page, you can do so here by clicking the PDF icon.]* When complete, **click Next** button *[or Back if need to make edits]*

Provide a 100-word-maximum summary of your project for promotional use, should it be selected as a winner.


Before the remodel, the kitchen was outdated and in disrepair, with worn-out cabinetry, cracked countertops, and old, inefficient appliances. The space felt cramped and dark, with peeling paint and damaged flooring. After a \$100,000 renovation, the kitchen was transformed into a vibrant, modern space. Bold green cabinets

Required 92 words (max. 100)


---

Section 4  
Release Uploads

Please download, fill out, and re-upload the Photographer's Release Form.


 2024-2025 NARI\_Awards\_Progr.....pdf

Please upload the completed Release Form


 2024-2025 NARI\_Awards\_Program\_Photo\_Release\_Form (ao June 2024)v2.pdf

Allowed types: Any  
Required

Please download, complete, and re-upload the Project Owner Agreement Form.

 2024-2025 NARI\_Awards\_Progr.....pdf

Please upload the completed Project Owner Agreement Form

 2024-2025 NARI\_Awards\_Program\_ProjectOwner\_Agreement Fillable (updateJune 2024)v2.pdf

Allowed types: Any  
Required

Select or upload one file



**STEP 16:**  
**Click My Device icon to  
upload your documents**


Drop files here, paste, [browse](#)  
or import from



My Device



Camera

Powered by  Uppy


Accepted file types:

OR

Select or upload one file



Cancel 1 file selected



2024-2025 NARI... 2024)v  
2.pdf  
60 KB

Upload 1 file

Accepted file types:

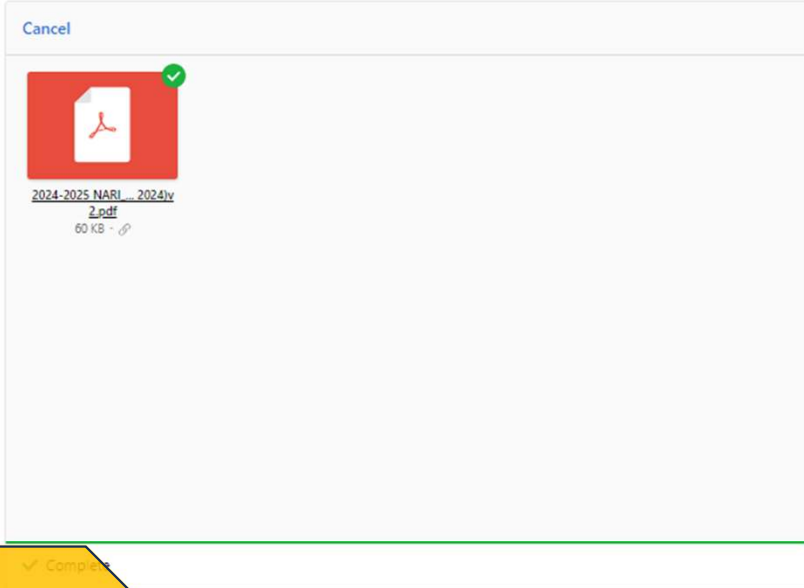
**STEP 17:**  
This is what the site will show you after you upload the completed and signed PDF forms then **Click Upload file button.**

Please upload the completed Project Owner Agreement Form

Save Draft

Select or upload one file

Cancel



2024-2025 NARL... 2024iv  
2.pdf  
60 KB -

Accepted file types:

Proceed with uploaded file

Select different file

✓ Complete

The image shows a file upload confirmation dialog box. At the top, it says "Select or upload one file" with a close button. The main area contains a file card for "2024-2025 NARL... 2024iv 2.pdf" (60 KB) with a green checkmark. Below the card, it lists "Accepted file types:" and two buttons: "Proceed with uploaded file" (green) and "Select different file" (white). A "Cancel" button is at the top left of the dialog. A "Save Draft" button is in the top right corner of the overall interface. A yellow arrow points from the text below to the "Proceed with uploaded file" button.

**STEP 18:**

This is what the site will show you when upload is complete. **Click *Proceed with uploaded file***. **REPEAT this step for the Client/Contractor Agreement.** [Note: *or select different file if uploaded the incorrect file*]

## Presentation Upload

The presentation must be submitted in PDF format and can be up to 30 pages long. The file can be up to 20MB. We suggest using PowerPoint, Publisher, Word, or similar program to build your entry, and then save to a PDF file. If you don't have a PDF creator on your computer you can try doPDF which will convert any printable file to a PDF file.

Be sure to include a project statement, drawings, images, and any descriptive text or captions that will help the judges understand the details of the transformation. 'Before' photos are required and are best used immediately preceding 'After' photos. Present photos from the same angle if possible. Don't include the company name or any individual's names in your presentation, or otherwise identify yourself or the client in any way. Don't use the entrant company name in the PDF file name. Don't use photos with people in them.

**This presentation is the only file the judges will see. Do not include any identifying information in the presentation or file name.**

### Presentation Upload

Upload

Allowed types: PDF  
Required

## Image Uploads

We'll need the before and after images you included in your project presentation in .jpg, or .jpeg, format. Do not include in-progress images. These images will be used for our presentation and promotion purposes and the judges will not view these. Each image must be a high-quality resolution of at least 300 dpi, a minimum of size of 4 x 6 (1200 x 1800 pixels), and no larger than 12 MB each. You can upload up to 20 images, but we require a minimum of 10. If you don't have 10 photos from the project, repeat one of the images to meet the requirements.

Any photo enhancement is limited to brightness, contrast, or sharpness. No items may be added or removed through photo enhancement techniques. Do not add or subtract items, or change the image in a way that may increase or decrease the value of the project.

### Upload After Picture

Upload

Allowed types: Images  
Required

### Upload Before Picture

Upload

Allowed types: Images  
Required

Save each entry by category type only - e.g. 2024\_MetaProject\_EntireHouse (Note: Can add a # - e.g. 1, 2, 3 - at the end of the entry title if multiple projects in same category. No company name should be noted on the entry name).

### STEP 19:

**Continue** with uploading your completed PDF project presentation. *[Note: please see the noted max file size & naming request\*]*


### STEP 20:

**Proceed** with uploading your BEST before & after images you have in your PDF project presentation. *[Note: please see the noted max file size]*

**STEP 21:**  
**Continue** with uploading your company logo where noted.

**STEP 22:**  
**Proceed** with uploading your project entry images you have in your PDF project presentation. *[Note: this new portal allows uploading images in groups vs individually-see next page to learn more]*


**Upload Before Picture**

 24048 - Next Stage Design+Build Before 1.JPG

Allowed types: Images  
Required

---

**Entrant Company Logo**

 NARL\_San\_Francisco\_Bay\_Area\_Logo\_2016\_RGB.png

Allowed types: Any  
Required

---

**Before or After Images**

Upload up to 18 images

Allowed types: Images

---

**How many team members in this project?**

Team members are also recognized on winning projects. Additional fees may apply.

Required

---

**Other Organizations in this project?**

Non-member organization's that provided service or products on this project

Required












---

Page 4 of 5

Select or upload up to 18 files



Cancel 11 files selected +

 24048 - Next St... After 1.jpg 255 KB	 24048 - Next St... After 2.jpg 261 KB	 24048 - Next St... After 3.jpg 494 KB	 24048 - Next St... After 4.jpg 473 KB
 24048 - Next St... After 5.jpg 471 KB	 24048 - Next St... After 6.jpg 315 KB	 24048 - Next St... Before 1.JPG 548 KB	 24048 - Next St... Before 2.JPG 699 KB
			

Upload 11 files

Accepted file types: Images (jpg, jpeg, png, svg)

**STEP 23:**  
This is what the site will show you after you upload your images as a group (up to 18 more) then **Click Upload files.**

Required

**STEP 24:**

**Will the project be a team entry** (*external to your company*)? If just an individual entry, **leave the default to “0”**. **If a team entry, select your Project Team Members** using the dropdown menu **(see step 25 for details)** &/or **Other Organizations** **(see step 25 for details)** Then **click Next** [or *Back if need to make edits*]

The screenshot shows a web form for uploading project images. It contains three identical sections for image uploads. Each section includes a filename input field, a 'Download' link, and a close button. Below the uploads is an 'Upload' button and a note 'Allowed types: Images'. The form also has two dropdown menus: 'How many team members in this project?' and 'Other Organizations in this project?'. Both dropdowns are currently set to '0'. At the bottom of the form are 'Back' and 'Next' buttons, and the page number 'Page 4 of 5'.

24048 - Next Stage Design+Build Before 3.JPG [Download](#)

**Filename**

24048 - Next Stage Design+Build Before 4.JPG

24048 - Next Stage Design+Build Before 4.JPG [Download](#)

**Filename**

24048 - Next Stage Design+Build Before 5.JPG

24048 - Next Stage Design+Build Before 5.JPG [Download](#)

Allowed types: Images

**How many team members in this project?**

Team members are also recognized on winning projects. Additional fees may apply.

0 |

Required

**Other Organizations in this project?**

Non-member organization's that provided service or products on this project

0 |

Required

Page 4 of 5

**STEP 25:**

If a team entry, **click quantity of team members in dropdown menu** and enter the *Additional Team Member* contact information requested. Then **click Next** [or *Back* if need to make edits]

How many team members in this project?  
Team members are also recognized on winning projects. Additional fees may apply.

1 | v  
Required

Team Member Organization Name #1  
Required

Team Member Contact Name #1  
Required

**Physical address**

Team Member Street Address #1  
Required

Team Member City #1  
Required

Team Member State #1  
Type to search... | v  
Required

Team Member Zip #1  
Required

**STEP 26:**  
**Click quantity of Other Organizations\*** in dropdown menu and enter the *Additional contact information* requested & then **click Next** [or *Back* if need to make edits]

**\*REMINDER NOTE:**  
brands, manufacturers & suppliers you used on the project.

Other Organizations in this project?  
Non-member organization's that provided service or products on this project

1 | v

Required

Other Organization Name #1

This field is required

Required

Other Organization Contact Name #1

This field is required

Required

Other Organization Contact E-mail #1

This field is required

Required

Back Next

Section 6  
Submission Checklist

I confirm that my project constitutes an improvement or addition to an existing structure, except as specified in the contest rules.

I confirm

Required

I confirm that the entry presentation is devoid of any references to the company, residence, project lead, or any team members involved.

I confirm

Required

I confirm that the Project Owner Release and Photographer Release forms are unaltered, duly signed, and uploaded.

I confirm

Required

I confirm that at least one 'before' image has been submitted, except for entries in the Residential Architectural Design category.

I confirm

Required

I confirm that if the project involves team members, all team member organizations NARI members in good standing.

I confirm

Required

I confirm that the entry presentation does not mention the company, residence, project lead, or team members involved.

I confirm

Required

**STEP 27:**

**Click** the 6 checkboxes in this final submission checklist & then **click *Preview Submission*** [or *Back* if need to make edits]

Back

Preview Submission

## Review your Submission

Confirm all information is accurate before submitting.

Review all information for accuracy before submitting your application. If information is incorrect, select the "Edit" option at the top of the screen. Select "SUBMIT" when all information is correct to submit.

Co-Author

Co-Author

Co-Author

Co-Author

Co-Author

Co-Author

Co-Author

Co-Author

Co-Author

Co-Author

Co-Author

Co-Author

Co-Author

Co-Author

Co-Author

Co-Author

Co-Author

Co-Author

Co-Author

Co-Author

Co-Author

Co-Author

Co-Author

Co-Author

Co-Author

Co-Author

Co-Author

Co-Author

Co-Author

Co-Author

**STEP 29:**  
If your entry looks good, then click **Submit & Pay Later** button. This action will add your entry into the portal & a confirmation email will be sent that will include a link to a payment screen. **NOTE: For Annual Sponsors, you will be able to apply a discount code provided by the NARISV Office!**

Who can enter?  
The entrant must be a NARI member in good standing (see exceptions for the Architectural Design category).  
Entrants are responsible for the work completed (see exceptions for the Architectural Design category).  
Removal of the Year (Rotary) awards contest and has a final deadline of November 1, 2023 - November 30, 2023. Dates may vary with the award.

Team members are other NARI member companies (other than the entrant organization) that worked on the project. There is an additional fee for each Team Member.  
Entries for new structures will not be accepted except in the Residential Detached Structure category.

The same project may be entered into one category or in multiple categories with additional fees.

**Presentation**  
You agree to authorize NARI to use, print, reprint and publish your presentation.  
Pictures of the completed project are not allowed in presentations for the Residential Architectural Design category.  
The presentation must be submitted in PDF format and can be up to 30 pages long. The file can be up to 20MB. This presentation is the only file the judges will see. We suggest using PowerPoint, Publisher, Word, InDesign, or similar program to build an entry, and then save it to a PDF file.

Do you agree with the Entrant Agreement?

I agree to the above rules

Required

Participating Chapter Region

Region 6: Northwest

## Order Summary

Item	Quantity	Price	Amount
Submission Fee for 0 members Default			
Base fee: \$135.00. Team member fee: \$110.00 x 0	1	\$135.00	\$135.00
= \$0.00			

Subtotal: \$135.00

Tax: \$0.00

Total: \$135.00

Discount Code

Apply

Cancel

Submit & Pay

Edit Submission

**Order #ORD-1754494521646**

Order Date  
August 6, 2025  
Total  
\$135.00  
Invoices  
-

Status  
pending  
Currency  
USD

**Summary**

Item	Quantity	Price	Amount
Submission Fee for 0 members Default <small>Base fee: \$135.00, Team member fee: \$110.00 x 0 = \$0.00</small>	1	\$135.00	\$135.00
			Subtotal: \$135.00
			Tax: \$0.00
			<b>Total: \$135.00</b>

Discount Code

Payment Method  
Bill Me

I agree to pay this bill.

**STEP 28:**  
For all entries, click the blue “Pay \$\$” button at the bottom. This action will add your entry into the portal & a confirmation email will be sent that will include a link to a payment screen. See step 33

## Submission

Information is accurate before submitting.

Check for accuracy before submitting your application. If information is inaccurate, select the "Edit" option at the top right of the form. Select "SUBMIT" if/when all information is correct to submit.

(Executive Director)



## Success

Your submission has been received

[View Submission](#)

[Make another submission](#)

[Back to Call "Meta Remodeling Awards- Silicon Valley"](#)

[Pay For Orders](#)

### NARI Awards Program Rules

Remodeler of the Year Awards Program Rules

NARI members in good standing are eligible to participate.

Projects that have never been submitted in prior year NARI National Remodeling Awards contests are eligible.

Project finish date range varies by program. Refer to the chapter on National awards program rules for details. The National program project finish date range is December 1, 2022, through December 31, 2024.

Contracting company needs to be a NARI member that had complete oversight and supervisory responsibilities for the work completed (not applicable for the Architectural Design category the category too).

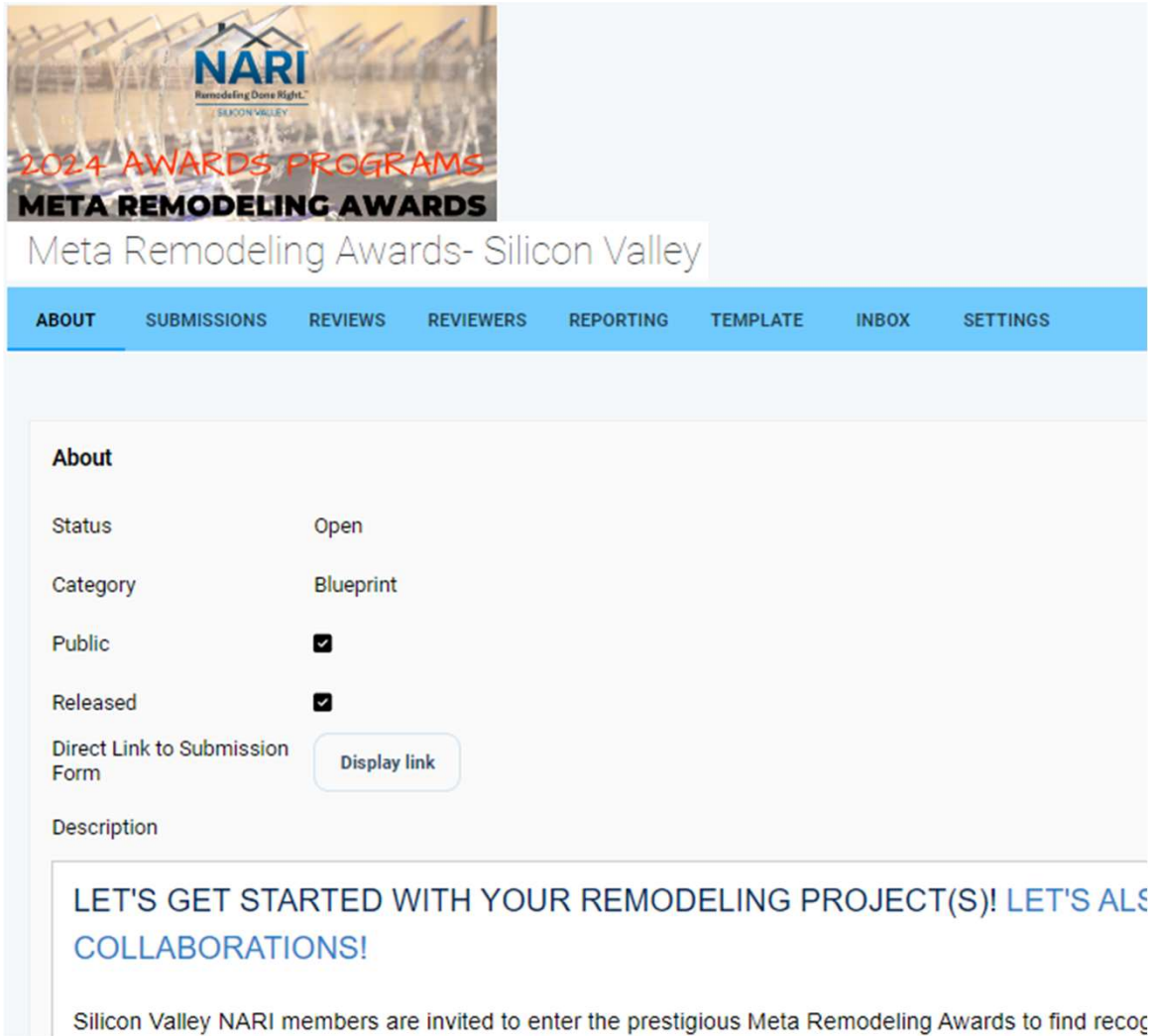
NARI member companies that worked on the project may be included as Team Members. There is an additional fee for each Team Member. Team members may be included in

## Order Summary

Item	Quantity
Submission Application Fee	\$110.00 per submission
The total amount due is \$110.00 plus \$10.00 per submission	\$1

**STEP 30:**  
On this screen, you can **View Submission, Make Another Submission, or go back to the portal homepage.** Disregard **Pay For Orders** button as payment will be in your confirmation email.

**STEP 31:**  
To view your draft or completed entries, click **Submissions** in the portal's navigation menu.



**NARI**  
Remodeling Done Right.  
SILICON VALLEY

2024 AWARDS PROGRAMS  
**META REMODELING AWARDS**

## Meta Remodeling Awards- Silicon Valley

- ABOUT
- SUBMISSIONS
- REVIEWS
- REVIEWERS
- REPORTING
- TEMPLATE
- INBOX
- SETTINGS

### About

Status	Open
Category	Blueprint
Public	<input checked="" type="checkbox"/>
Released	<input checked="" type="checkbox"/>
Direct Link to Submission Form	<a href="#">Display link</a>

Description

LET'S GET STARTED WITH YOUR REMODELING PROJECT(S)! LET'S ALSO COLLABORATIONS!

Silicon Valley NARI members are invited to enter the prestigious Meta Remodeling Awards to find recog

**Submissions**

Bulk Action

Customize View Showing all results

0 drafts

<input type="checkbox"/>	#	Name	Status	Rating	Author(s)	Created At	
<input type="checkbox"/>	1	2	■	0.00%	Jennifer Filzen (Rock Star Marketing) (Owner)	a day ago	<input type="button" value="View"/>
<input type="checkbox"/>	2	1	■	0.00%	Tonia Forbus (Chapter Executive Director)	4 days ago	<input type="button" value="View"/>

- Export
- Refresh
- Customize View
- Load View
- Save View
- Save View As
- Import Submissions via CSV
- Import reviews

**STEP 32a:**  
On this screen, you can view **Draft** Entries.

**STEP 32b:**  
On this screen, you can **View** Submission, **Export** (click the 3 dots), or view the project scores after judging.



# META REMODELING AWARDS

## HOW TO PAY FOR ENTRIES

Confirmation of Your 2025 Meta Remodeling Awards Entry Submission Inbox x

**National Association of the Remodeling Industry** via narisv.org  
to Tonia

**STEP 33:**  
The awards portal will send a confirmation email upon each successful submission. **Please note the payment page hyperlink.**

Thank you for submitting your project entry for the 2025 Meta Remodeling Awards! We're thrilled to have your project in the running and can't wait to see the incredible work you've done.

**What's Next?**

**Payment Confirmation:** Please ensure your entry fee is paid to complete your submission. If you've already taken care of it, you're all set! If not, please make your payment as soon as possible to avoid any delays. You can do so by visiting the awards payment page <https://narisv.starchapter.com/catalog.php?cat=5>

**Judging Timeline:** Once the entry deadline closes on **September 12**, judging will take place from **September 16-26**. **Keep an updates, as our portal will re-open for judges' feedback October.**

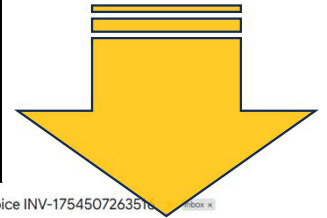
**Awards Ceremony:** Scores and award levels will be until our grand event on **December 11** at Villa Ragusa in your calendars for this exciting celebration!

**Need Help?**

Tonia Forbus, our Executive Director, is here to assist you. Don't hesitate at [info@narisv.org](mailto:info@narisv.org) if you have any questions or need support.

We're looking forward to an exciting competition and wish you the best of luck!

**Disregard this 2nd payment thank you email from the portal.**



National Association of the Remodeling Industry - Invoice INV-1754507263516 Inbox x

**National Association of the Remodeling Industry** via narisv.org  
to Tonia

 Company Logo

**Thank you for your payment!**

Date: 8/6/2025  
Invoice ID: INV-1754507263516  
Total Amount: \$135.00  
Balance: \$0.00

Order: ORD-1754507233091

Item	Quantity	Price	Amount
NARI Meta Remodeling Awards	1	\$135.00	\$135.00
Subtotal:			\$135.00
Tax:			\$0.00
Shipping:			\$0.00
Total:			\$135.00

## CATALOG

[Catalogs](#) / Meta Remodeling Awards Submission Fees

[VIEW CART](#)

[MEMBERS PLEASE USE THE *CONTINUE AS GUEST* **BUTTON TO MAKE PAYMENT** (*when viewing your checkout cart*), DO NOT LOG INTO THE MEMBER PROFILE]

### ENTRY FEE PAYMENT OPTIONS

1. **PAY ONLINE** (via credit card by clicking images or "View Product" yellow buttons below); *or*
2. **PAY BY CHECK** (postmarked up to September 12, 2025):

(check payable to) NARI of Silicon Valley

(mail to)

NARI of Silicon Valley  
P.O. Box 110400  
Campbell, CA 95011



**2025 Meta Remodeling Awards SINGLE ENTRIES**  
(Primary Project Lead Company)

\$135.00

[VIEW PRODUCT](#)



**2025 Meta Remodeling Awards TEAM MEMBER RATE (For Each Company)**

\$110.00

[VIEW PRODUCT](#)

### STEP 34:

This awards payments page provides option to pay online or by check. If paying online, click the **View Product** button

# CATALOG

[Catalogs](#) / [Meta Remodeling Awards Submission Fees](#) /

2025 Meta Remodeling Awards SINGLE ENTRIES (Primary Project Lead Company)

[VIEW CART](#)



## 2025 Meta Remodeling Awards SINGLE ENTRIES (Primary Project Lead Company)

\$135.00

standard rate of \$135 per individual entry

\* Quantity:

1

[ADD TO CART](#)

### Add a Product

You are adding 1 item: 2025 Meta Remodeling Awards SINGLE ENTRIES (Primary Project Lead Company) at a cost of \$135.00.

[CANCEL](#)

[ADD](#)

**STEP 35:**  
This awards payments page provides option to pay online for multiple single entries by selecting the quantity dropdown menu. **Click** the **Add To Cart** button and then click **Add** button for this pop-up window.

## CATALOG

[Catalogs](#) / Meta Remodeling Awards Submission Fees

[VIEW CART](#)

[MEMBERS PLEASE USE THE **CONTINUE AS GUEST BUTTON** TO MAKE PAYMENT (*when viewing your checkout cart*), DO NOT LOG INTO THE MEMBER PROFILE]

### ENTRY FEE PAYMENT OPTIONS

1. **PAY ONLINE** (via credit card by clicking images or "View Product" yellow buttons below); *or*
2. **PAY BY CHECK** (postmarked up to September 12 2025):

(check payable to) NARI of Silicon Valley

(mail to)

NARI of Silicon Valley  
P.O. Box 110400  
Campbell, CA 95011

Item added



**2025 Meta Remodeling Awards SINGLE ENTRIES (Primary Project Lead Company)**

\$135.00

[VIEW PRODUCT](#)



**2025 Meta Remodeling Awards TEAM MEMBER RATE (For Each Company)**

\$110.00

[VIEW PRODUCT](#)

## STEP 36:

Can continue to add any team member payments & follow the same steps 34-35. When complete, click on **View Cart** to proceed with your card payment.

**STEP 37:**  
click **Continue As Guest**  
button to proceed to card  
payment screen *[bypass  
the member account login]*

**ACCOUNT LOGIN**

**GUEST**

**CONTINUE AS GUEST**

EMAIL OR USERNAME:  
PASSWORD:

**SIGN IN & CHECKOUT**

[Forgot username/password?](#)

Delete			
ITEM	QTY	PRICE	TOTAL
<input type="checkbox"/> 2025 Meta Remodeling Awards SINGLE ENTRI... (Edit)	1	\$135.00	\$135.00
Subtotal:			\$135.00
Order Total:			\$135.00



### Billing Address

\*First Name

\*Last Name

\* Company Name

Address

City

State/Province

\* Zip/Postal Code

Phone

\*Email

### Shipping Address

- Ship to my billing address
- Ship to a different address

CANCEL

NEXT

### STEP 38:

Follow the payment wizard and complete the fields required and continue by clicking the **Next** button. The NARISV Office will confirm when paid entries are completed. Please allow a minimum of 24 hours.