



## META REMODELING AWARDS 2023

A Remodeling Awards Program Sponsored by NARI of Silicon Valley

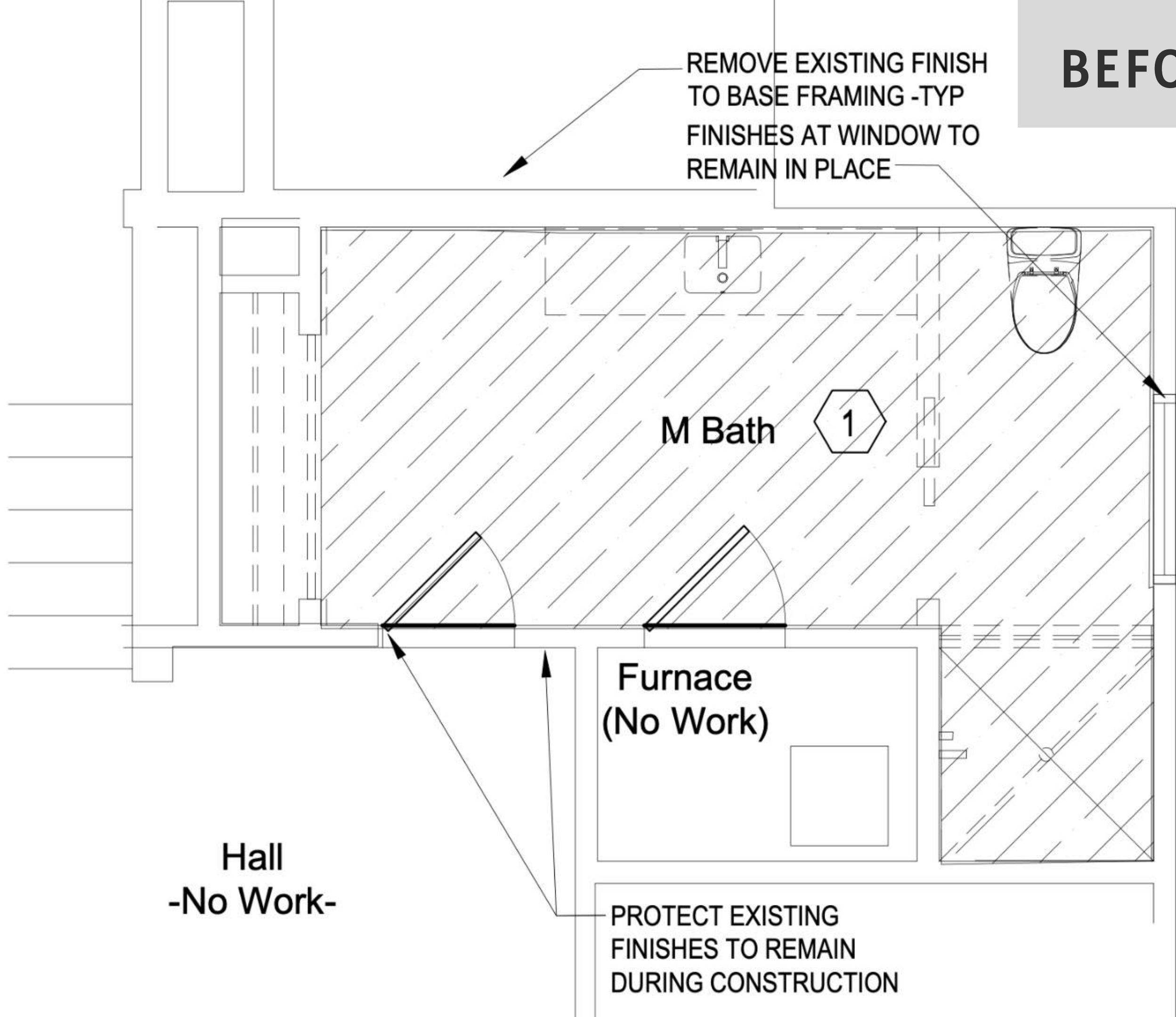
### Residential Bath \$70,000 - \$100,000

#### Project Description:

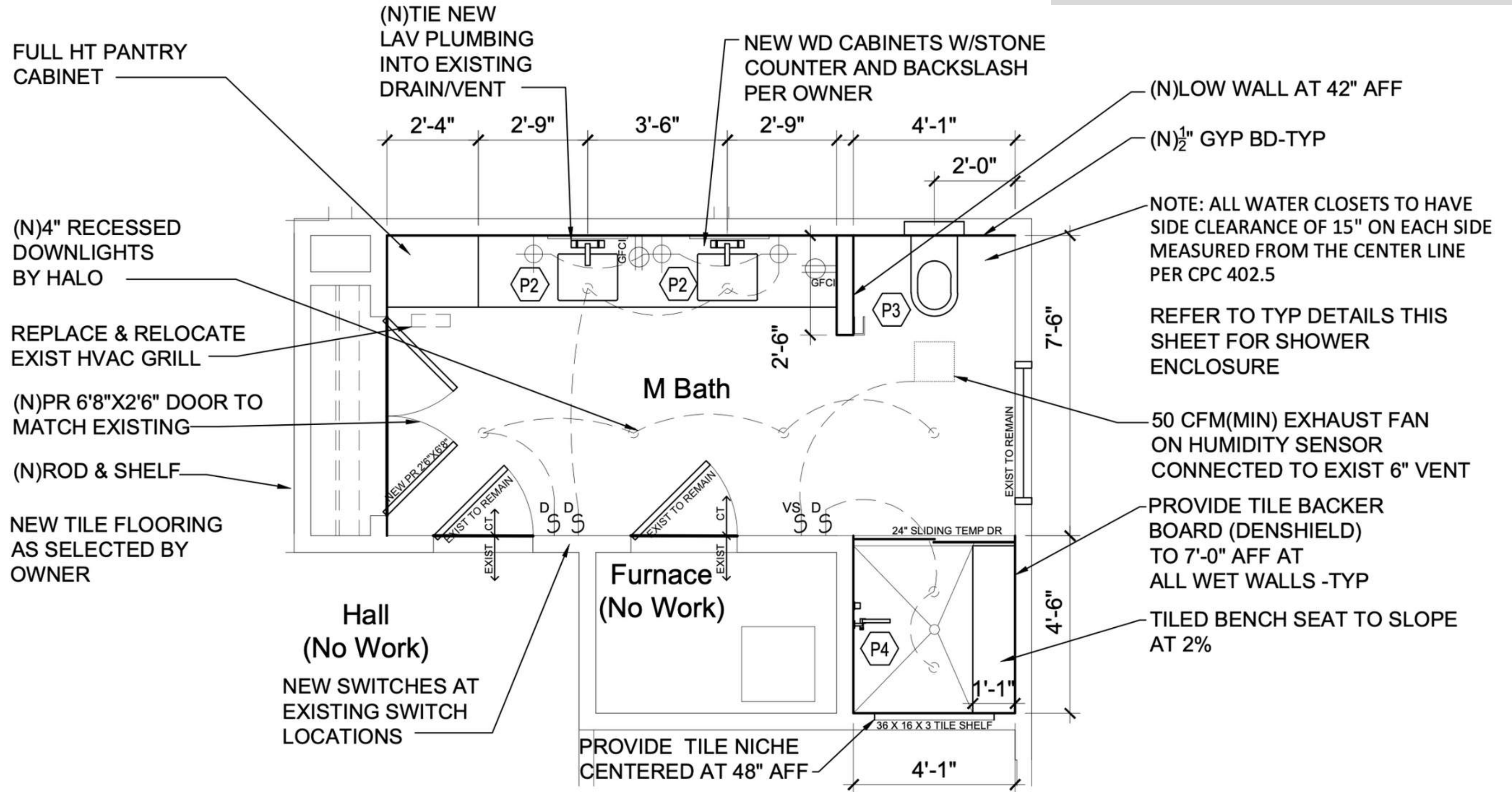
This hall bathroom needed a refresh after these empty nesters now use the space for guests. Previously, it was divided into two rooms. We proposed removing the central wall to create a more open space with natural light. The vanity and tall linen cabinet provide ample storage freeing up the countertop for guests. Soft off-white cabinets coordinate with the porcelain floor tile. A bright, clean shower is accented by the blue penny-tile flooring and decorative leaf motif featured in the shower niche. The soft blue walls create the perfect balance of warm and cool tones in this refreshed hall bathroom.



# BEFORE FLOORPLAN



# AFTER FLOORPLAN



Before:



After:





### **Before:**

Previously, the space was divided into two rooms, one for the vanity and another for the toilet and shower area. We proposed removing the central wall between the two rooms to create a more open bathroom while filling the entire space with natural light.





**After:**

There is now plenty of storage since we retained the large closet and added a tall linen cabinet. The vanity grew, allowing us to add a second sink and offer guests plenty of countertop space for toiletry kits or unpack for more extended stays.



**After:**

Easy to care for porcelain tile was used on the bathroom floor and shower surround. The vanity countertop, shower curb, and shower benchtop are all low-maintenance quartz. We added a shower bench and niche while still maintaining a large walk-in shower.




**Before:**

This hall bathroom, once used by teens, needed a refresh now that these empty nesters use the space for guests. In the previous floorplan, the vanity area felt underutilized, overly spacious, and dark, while the toilet and shower room felt crowded. Removing the wall separating the two rooms made the rooms feel cohesive, bright, and unified.




Before



**After:**

The room feels bright and open, with plenty of space at the vanity, toilet, and shower. The colors are subtle, meaning this space works well for many people while being understatedly elegant. Soft, warm neutrals are paired with pale blues, pulling inspiration from an early morning walk on the beach; the colors and textures of this room are truly a classic combination with a contemporary flair.




### Client Wish List:



- Improved lighting
- More inviting shower
- Storage solutions
- Increased vanity storage
- Double sinks
- Ample countertop space



### Finish Details:

- Custom cabinets at the vanity.
- Fabricated quartz tops the vanity, pony wall, shower curb, and shower bench.
- Penny-style shower floor tiles continue into a custom tiled drain
- Mirrored closet doors





Thank you!

